

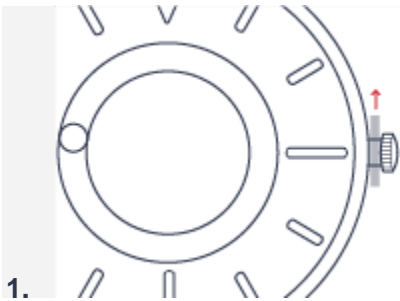


DESIGNED FOR EVERYONE


THE BRADLEY TIMEPIECE

FREQUENTLY ASKED QUESTIONS

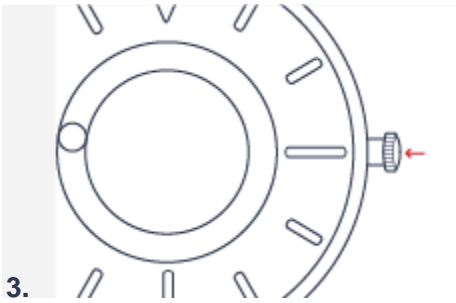
How do I adjust the time on the Bradley Timepiece?



If you've just received your Bradley, please check the knob on the side of the timepiece to see if there is a white plastic stopper between the crown and the timepiece. If there is one, remove the plastic stopper and make sure there are no plastic pieces left behind. Sometimes, a part of the white plastic stopper can get caught in the gap between the crown and the timepiece, so please check carefully.

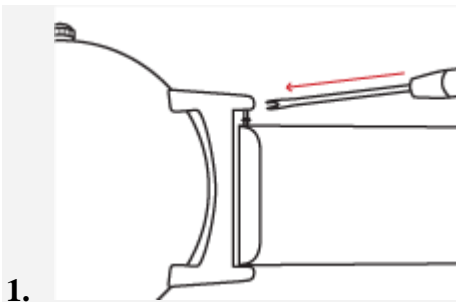


Set the time by turning the knob clockwise. Turning the knob counter clockwise can damage the watch movement.

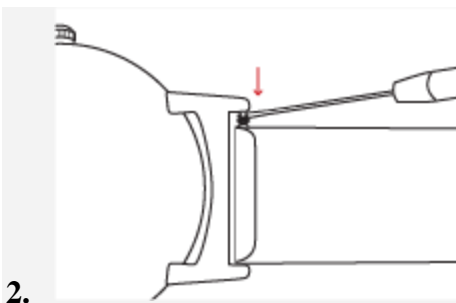


Finally, push the knob towards the timepiece until you feel a click. Your Bradley will start working immediately. To adjust time again, pull the knob on the side of the timepiece away from the body until you feel a click. Turn the knob clockwise to set your desired time. Once you have finished, push the knob back in towards the timepiece until you feel a click

How do I install a new wristband for the Bradley Timepiece?

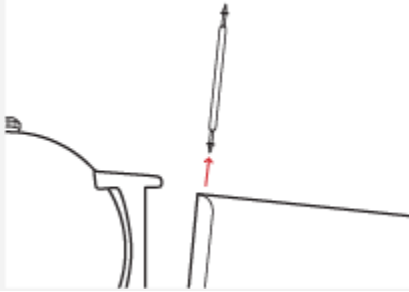


Place the springbar tool on the springbar.



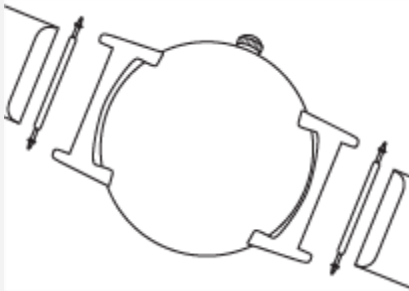
Press down on the spring bar tool and pull it slightly inwards towards the center of the strap. This will eventually loosen and detach the spring bar from the strap.

3.



Take out the springbar and place the springbar on the side. Follow the same step to remove the strap on the opposite side of the watch.

4.



After you have taken out all the straps, take the new straps and place it in between the notches to insert the spring bar.

How do I clean the Bradley Timepiece?

To clean your Bradley, use a clean dry cloth to wipe out the debris on the watch surface. Remember that the titanium body is not scratch resistant so do not rub it with a rough material.

How do I change the battery on my Bradley Timepiece?

Bradley timepiece uses a Renata 371 button cell watch battery that lasts for about 2 years. To change your battery, we highly recommend taking your Bradley and a replacement battery to a local watch repair store in your area and ask them to change the battery for you. This reduces the likelihood of unwanted scratches and scuffs when removing the back plate.