


fonrt

SERENE innovations **HDPHONE™**

Serene CL-60
Big button amplified cordless phone



HDS TECHNOLOGY

- Large back-lit buttons
- 600 times (55+dB) amplification
- Tone control for speech clarity
- Talking Caller ID
- Talking key pad
- 3 one-touch speed dials

Hear More,
Understand Better

This phone is ready for you with these settings:












- Auto Amplifier: **Off**
- Talking Caller ID & Key-pad: **On**
- Speakerphone volume: **Level 3** (of 5)
- Handset volume: **Level 3** (of 5)
- Tone setting: **T2** (of 4)
- Ringer volume in base: **Hi**

back




105.00 mm

**It's as easy as
1,2,3**


1. To make a call

1. Enter number on key pad.
2. Press to  dial. Press  again to turn on speakerphone.
3. To adjust volume, press  on the side of handset. If louder volume is desired, press  to turn on the Amplifier; if necessary, press  again to adjust.
4. To adjust tone, press  or  (the Amplifier must be On ( lights up) for Tone adjusting to be effective).
5. To hang up, press .
6. To redial, press  to get on line, then press .

2. To answer a call

1. Press  to answer. Press  again to turn on speakerphone.
2. Press  to hang up.

3. To program/dial from speed dials

1. Enter number on key pad.
2. Press and hold the desired memory button (M1-M3) until it beeps to save.
3. To speed dial--while off line, press the desired memory button (M1-M3), then press  to dial.

**Need Help? Call Toll-free Help Line:
866-376-9271 (9AM-5PM PST, M-F)**

10.00 mm

color: C:80 M:0 Y:100 K:0